



Simi Settlers' Amateur Radio Club

Short Circuit

1	Timely Information
	Nets of Interest ACS/ARES Corner
3	Member Updates
4	The Marketplace
5	Simi Settlers' Leadership
6	Membership Form

The next meeting is at the

Simi Senior Center,

3900 Avenida Simi, Simi Valley.

Thursday May 9, 2024 at 7:00 PM.

The next Simi Settlers Pizza Night is at

Toppers, 2408 Erringer Road, Simi Valley.

Thursday May 2, 2024 at 6:00 PM.

The Settlers are again going to attend the **STREET FAIR** on **Saturday May 4th**. Stop by and see us, or come and sit for a bit to chat with passers-by.

And from Orv, W6BI:

Here's an idea. Let's celebrate **146 .520**

On the 146th day, at **5:20pm** local time, everyone get on **146.520** and see who you can talk to.

The 146th day of 2024 is **May 25th** and it's a **Saturday!!!**

May 2024

Nets of Interest

Sunday	Monday	Tuesday	Wednesday	Thursday	Friday	Saturday
LSB Net 8pm 3.908 MHz SSARC 2 Meter Net* 8:30 pm SMRA-ERN Repeater 146.805 -0.6MHz PL100.0 or 445.580 -5.0MHz PL100.0 The Newbie net 7 pm, Bozo Repeater 147.885 (- 127.3)	Condor Connection 7pm (Plays Newslines) Frazier Mountain 224.720-1.6 MHz PL156.7	LSB Net 8pm 3.908 MHz ACS Area 1 Simi Valley SMRA-ERN 7:05pm Repeater 146.805 -0.6MHz PL100.0 or 445.580 -5.0MHz PL100.0 ATN-CA Net 7:30pm http://atn-tv.org/netnic/ht.htm ACS Area 1 Simplex net, 6:45 PM on 145.510MHz	Channel Islands chapter 10-10 International 28.34 MHz at 10AM and 6PM Mesh VOIP Net* 8pm 2.4/5.8 GHz Mesh	LSB Net 8pm 3.908 MHz		SSARC SSB HF Net 8:30am 7.240 (+ or - QRM/N) 40 meter CW-QRP 9am 7.032 MHz Quad Squad net 1PM on 21.365 MHz

Additional information on local nets can be found on the CVARC web site at: <http://www.cvarc.org>

* For more information, see <http://www.pvarc.club/mesh/mesh-applications/>

Here are our 8:30 PM Sunday night net controllers for the next month:

Apr	7	Matt KN6SEC
	14	Kerwyn N6YHX
	21	Brian KM6MIN
	28	Kevin KD6UTC
May	5	Matt N3AR
	12	Ron K6RIN
	19	Matt KN6SEC
	26	Kerwyn N6YHX

May 2024

ACS/ARES Corner

Frank Valdez KI6OQ is the Area 1 Emergency Coordinator

We are always looking for ACS members that would like to become Net Controllers. You will receive hands-on training at the Simi Valley PD (where we normally conduct the Weekly Net). It is both fun and at times challenging. You will gain valuable experience in running a controlled Net as well as becoming more than just familiar with the equipment in the Radio Room at the PD. If you would like to volunteer for this, just message Frank Valdez at frankki6oq@gmail.com.



If anyone is interested in how to set up your own packet station, RMS Winlink station, or a Mesh Node, contact Frank, he will point you in the right direction.

Barry K6ZA wants to remind everybody that they have options to check in with something other than a 2 meter handheld. The **80 meter net is Tuesday nights at 18:30 (6:30 PM) on 3.987 MHz.**

The **Area 1** (Simi Valley) net occurs Tuesdays. Generally it is just a brief check in, but usually some news about upcoming events is passed on.

The simplex net is on 145.510 at **6:45 PM**. The regular net is on the 146.805 (-, PL100) repeater at **7:00 PM. Stop by and say Hi.** You do not have to do anything other than check in to test out your simplex or repeater connection.

NOTE: Please be advised that we hold the Tue. **countywide** net at 19:30 (7:30PM) on the Sulphur Mountain WD6EBY repeater 145.200, minus 600 KHz offset, CTCSS of 127.3. Until further notice, this will be our standard frequency for countywide communications.

Visit vccomm.org for more updates.

May 2024

Member Updates

Peace Officers Memorial Day from Ron N6RJN

Mark your calendars...May 15th is Peace Officers Memorial Day, a day we remember officers who have lost their lives while protecting their communities. To commemorate this special day, Ron Nelson K6RIN will be hosting ham radio Special Event Station in Lemon Park. Drop by and operate, or lend support. Contact Ron for more information: K6RIN73@gmail.com

August Hamfest from theborednet.net, forwarded by Eric KE6MLF

The guys over at theborednet.net are putting on a local exposition. It will be on August 31 at CSU Channel Islands. You can go the the details at:

<http://www.theborednet.net/index.php/2023/09/10/special-announcement-expo/>

They are looking for speakers or presentations. ~May~ have a gear swap, depending on how the details work out selling on state property.

Dues !!

Club membership dues are payable for June.

Club Officer Nominations and Voting

At the June meeting, we will vote for next year's club officers.

Care to run for any position?

Want to nominate somebody else?

JUNE!

May 2024

K6MEP has a For Sale section on their web page, forwarded by Eric KE6MLF

I know this is from a different club, but there might be some GREAT stuff for sale!

Visit <https://k6mep.org/>

From Dave AI6VX, president of Ventura County ARC:

There is now an active For Sale section on our website. When you click on the tab, you can choose Club Sales or Private Sales.

Club Sales - The club is in possession of the item. Some are tested, and with interest we can test the other items to help you with your decision. For items without a price, send an email to us donations@vcarc.club to inquire to make an offer.

Private sales are just that - items that club members and other hams in our community have for sale. If you have something you want listed, email me at hamswap@vcarc.club with what you want to list, its condition, your asking price and contact info. Pictures help your sale so include those if you have them. Listings will remain on the website until sold (please let me know if it sold) or 90 days have passed.

Thank you for your time,
Dave AI6VX

Note: VCARC no longer has a printed newsletter, only online. Humph!

May 2024

The April Simi Settlers Picnic by Mike

Held April 20th at Rancho Madera Park.





May 2024



May 2024



May 2024



May 2024



May 2024



May 2024



May 2024



May 2024



May 2024



May 2024



May 2024



May 2024



May 2024



May 2024



May 2024



May 2024



May 2024



May 2024



May 2024



May 2024



May 2024



May 2024



May 2024



May 2024



May 2024

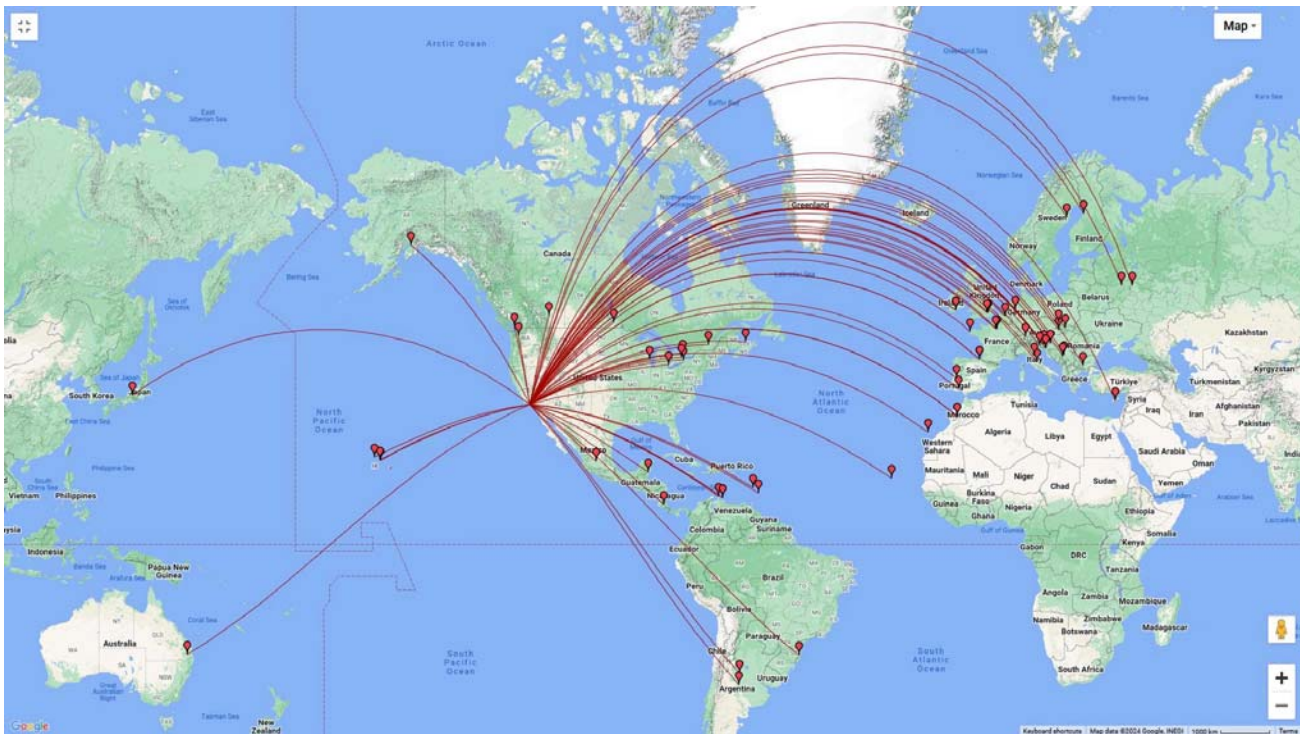
Results from the CQ WPX Contest from Joe, W6JWP

"The WPX Contest is based on an award offered by CQ Magazine for working on all prefixes. Held on the last weekend of March (SSB) and May (CW), the contest draws thousands of entries from around the world." - CQ WPX Home Page

This is a simple contest where all that you need to exchange is a signal report (usually 59 even if you can barely make the other station out) and a serial number (001...002...003...etc.).

As a casual participant this year, maybe 4 hours total butt in chair (BIC) over the course of the weekend, I made 65 contacts mostly with European stations. Many of which came in like they were next door.

I used an online tool to generate this map of my contacts, but I don't remember which one I used. Great time, Icom IC-7300 barefoot and a fan dipole.



May 2024

Power Tool Battery Buck Converter Build — “The Bauer-Pack”

by Matt N3AR

At a recent club meeting, I saw a neat build from a fellow ham (Keith W6KME) that I wanted to recreate. What he had done was combine a cheap buck converter with a battery adapter to allow him to use a power tool battery with most amateur radio gear. I found similar components and added my own touches to make this “my own,” as well as a slight variation to support ham gear that prefers 12v (as opposed to 13.8v).

Many DIY’ers (and even non-DIY’ers) have power tool batteries lying around. The more serious folks likely have several such batteries from a single battery system; it’s how the power tool makers ensure that you stay within their ecosystem. It is convenient buying into a single battery system — I’ve bought into the [Bauer system from Harbor Freight Tools](#). This same concept and build will work for many other battery systems (the component list has a link to purchase an adapter for Bauer, Hercules [also from Harbor Freight Tools], and Dewalt, but similar adapters exist for other batteries as well). You can use those batteries to power your ham gear. I present to you.... The Bauer-Pack!

I’ll describe the components and my build here — this is simple and should be doable by a novice.

Needed equipment:

1. Anderson Powerpole crimper (I like the [TRIcrimp](#) by Powerwerx)
2. Wire stripper (I like the [Automatic Wire Stripper](#) by Powerwerx)
- 3.

Needed components:

1. 15a Powerpole connector contacts and plastic casing (six contacts, and three each of black and red housing)
2. Battery output adapter (see this [link](#) — for my build, I purchased the Bauer version because that’s the battery system that I’ve bought into)
3. Buck converter — [13.8v](#) or [12v](#) (or do what I did, and buy both — note, if you want to build this for both, you’ll need two additional sets of 15a Powerpole connector contacts and housings)
4. Optional — Some adhesive Velcro strips, to be able to attach things together once this is built
- 5.

The battery output adapter can be 3d printed and built, however to make things easier on myself I purchased the inexpensive one linked above from eBay. [A quick Google search](#) can find similar items to purchase or print and build yourself.

First things first — attach a set of Powerpoles to the battery output adapter. Powerwerx has put together a great guide for attaching Powerpoles to a cable; rather than recreating those instructions, I’ll just [link them here](#).


(ed - <https://powerwerx.com/help/powerpole-assembly-instructions>)

May 2024



Battery output adapter with attached Powerpoles


Do the same to the buck converter (or to both of them, if you bought both). The buck converters appear physically identical, however there is a silver label on the bottom that describes the details of the converter (so you can distinguish between the 12v and 13.8v before adding your own labeling).



Buck converter with attached Powerpoles


You'll notice some writing on the side of the buck converter — I used a Sharpie to label the input and output cables, as well as some basic parameters around them. The buck converter pictured is a 13.8v 10a max buck converter that can take from 8v — 40v in. The label will help ensure that I don't connect things the wrong way later (learned my lesson here...)

That's.... pretty much it. Optionally, you can add some Velcro to the bottom of the buck converter and to the bottom of the battery output adapter (flat surface against flat surface), however I have not yet done this for my build. At this point, it becomes plug-and-play. Make sure that the battery output adapter is connected to the input side of the buck converter — the buck converter takes power in from the battery at 20v and sends it out to your equipment at 13.8v (or 12v, if you're using the 12v buck converter).



Battery output adapter and buck converter, connected

Here's what the two look like when put back-to-back; while I don't have Velcro attached, doing so would keep this together in this configuration. This is likely something that I'll be adding.



Battery output adapter and buck converter, connected and arranged back-to-back



Bauer battery

Bring it all together, here's everything put together, with the battery slid into the battery output adapter and the buck converter back-to-back as in the above image.



Everything put together and connected to the battery

The linked buck converter is actually pretty accurate as far as output voltage goes; it shows as 13.85v on my multimeter. This is great for most ham gear that wants this voltage. For equipment that is sensitive to 13.8v but happy with 12v (looking at you, [QMX](#)), the 12v buck converter would be better.



Multimeter showing output voltage of The Bauer-Pack with the 13.8v buck converter

That's it! Connect your gear to the output Powerpoles and enjoy! You can quickly swap in a new battery if the previous is drained, and use your regular power tool battery chargers to recharge the batteries.

Regarding RFI ("RF Noise")

It is definitely possible to have (and some people have experienced) RFI from the buck converter here. If you experience that, you many want to try several wraps around a Mix 31 ferrite ring. Because the built-in wires for the converter and battery adapter are relatively short, you'd probably need to build a length of cable (a couple of feet long) that you wrapped around

the core several times, with Powerpoles attached to either end. That would then go between the out wires and the device that you were powering.

Internet Resources

simisetters.org - us!

cvarc.org - Conejo Valley Amateur Radio Club

k6mep.org - Ventura County Amateur Radio Club

vcars.org - Ventura County amateur Radio Society

pvarc.club - The home of many of the counties repeaters

arednmesh.org - Amateur Radio Emergency Data Network

vccomm.org - Ventura County ACS / ARES

www.arri.org - American Radio Relay League

archive.org/details/simi-settlers-arc - Our old newsletters!

qrz.com - forums, for sale, articles

eham.net - forums, for sale, articles (kind of a zombie site)

Under the groups.io banner (a free account is required):

groups.io/g/SimiSettlers/messages - A great place to post

groups.io/g/SIMI-VALLEY-HAMMESHNET/messages

vc-acs.groups.io/g/main/messages -

vc-acs.groups.io/g/area-1/messages -

SSARC Marketplace

This section of the newsletter is for Simi Settler club members to post various used or previously owned items for sale that they may no longer have a need or use of. Please submit a brief description of the sale items (along with a photo if possible) and suggested price to Eric Oberg KE6MLF, the newsletter editor, at least two days before newsletter publication. It is suggested that a portion of each sale be donated to the SSARC treasury to help support the club's several activities. The term "OBO" means "Or Best Offer" and serves only as a starting point in negotiating a fair price.

.....

MFJ-335 MOBILE ANTENNA MAGNETIC MOUNT



This heavy-duty 5" diameter magnetic antenna mount uses a powerful 2.5 pound magnetic base for secure mounting on top of most vehicles. It features a standard 3/8-24 threaded receptacle for attaching various hamstick or other whip antennas as needed. The 9-1/2 ft. length of RG-58 cable has a standard PL-259 UHF end connector. Typical cost of this magnetic antenna mount from MFJ or DX Engineering is \$29.95.

Condition: Excellent Price: \$10 or OBO. Contact Mike Tweedy KV6I (805-231-9683)

RADIO SHACK PRO-2044 SCANNER



The PRO-2044 is an 80-channel programmable scanner capable of receiving both AM and FM modulated signals in the HF, VHF and UHF bands ranging from 29 MHz to 512 MHz. The scanner's channels are divided into 10 channel-storage banks of 8 channels each. The scanner also has an additional 10 monitor memories available for temporary frequency storage if desired. The unit features keypad entry programming buttons plus standard volume and squelch controls to set desired audio level. The unit has a built-in internal speaker plus a headphone output jack. Power requirement is 12VDC with an AC adapter included. Rear antenna input is a BNC-type connector for connecting to an outdoor antenna or to a small collapsible whip (included). Size is 8" wide x 7" deep x 3" high. Instruction manual is included.

Condition: Very Good Price: \$15 or OBO. Contact Mike Tweedy KV6I (805-231-9683)

MFJ-281 CLEAR TONE SPEAKER

May 2024



This communications speaker is specially designed to provide clear speech within a narrow 600 to 4000 Hz frequency range that's specifically tailored to enhance voice communications. The result is improved audio quality that is free of the typical noise, static and hum that may be present in wide-range speakers. The speaker housing contains a 3-inch Mylar speaker cone with a fine mesh grill that allows sound to radiate without being muffled. The housing is of heavy duty construction with a swivel mounting bracket that allows you to direct sound where you want it. The speaker is 8 ohms and is rated at 8 watts and comes with a 6-ft. audio cable and 3.5mm mono plug. Typical cost of this speaker is listed at \$19.95.

Condition: Excellent Price: \$5 or OBO. Contact Mike Tweedy KV6I (805-231-9683)

May 2024

REALISTIC PRO-42 SCANNER



The PRO-42 is a handheld 10-channel programmable scanner radio capable of receiving FM frequencies in three separate bands: 30 MHz to 54 MHz (VHF Low), 138 MHz to 174 MHz (VHF High) and 380 MHz to 512 MHz (UHF). The unit features keypad entry programming buttons plus standard volume and squelch controls to set desired audio level. The display is an LCD type with a backlit display for improved readability in low-light conditions. It includes a channel lockout capability with an optional 2-second scan delay to eliminate missed replies. The unit has a built-in internal speaker plus a headphone output jack. Antenna input is a BNC-type connector for connecting to an 8-inch flexible antenna (included) or an outdoor antenna if desired. Power (9VDC) is provided by six internal AA batteries or via an external power jack. A separate charger input is also provided should rechargeable 1.25 volt nickel-cadmium batteries be used instead. A convenient belt clip is also provided for ease of use.

Dimensions are 6.75" tall x 2.75" wide x 1.50" deep. Weight is 15.9 Oz.

Condition: Very Good Price: \$5 or OBO. Contact Mike Tweedy KV6I (805-231-9683)

May 2024

LAFAYETTE RADIO MODEL TE-50 TUBE TESTER



This portable tube tester from Lafayette Radio is perfect for testing vacuum tubes from classic radios and television receivers sold back in the day. It has eight tube sockets capable of testing standard Octal, Loctal, 7-pin miniature, 9-pin miniature types as well as well as 9- and 12-pin Compactron tubes and nuvistor tubes that were popular back in the 1950's and 1960's. Tests include leakage, shorts and tube emission (e.g.- gain or μ -measurements). The tester includes a slide-out chart drawer plus supplemental charts for newer-type tubes listing the required selector switch and slide switch settings for each tube under test including a test clip for testing tubes with high-voltage anode top caps such as those used for horizontal sweep circuits of earlier televisions. Similar Lafayette Model TE-50 Tube Testers are listed on E-Bay for \$99.99 or more.

Condition: Very Good Price: \$15 or OBO. Contact Mike Tweedy KV6I (805-231-9683)

May 2024

RADIO SHACK MODEL 15-1244 RF MODULATOR



This Radio Shack RF modulator can provide an NTSC type RF signal to older TVs or video monitors that require an analog signal as an input. The output is user-selectable for either channel 3 or channel 4 output and can provide 75 ohm or 1k ohm impedance. Input is AV video/video using standard phono-type plug cables. An RF coax jumper cable is provided.

Condition: Excellent Price: \$5 or OBO. Contact Mike Tweedy KV6I (805-231-9683)

May 2024


From Kevin, KD6UTC; I'm selling some of my HF equipment that I don't use. I would like to sell it as a bundle. I hope this will be a good start kit for one of our members new to HF.

SSARC Marketplace HF bundle

- ICOM 7300 with original box
- LDG Electronics Z-100PLUS - Automatic Antenna Tuner
- LDG RBA 4:1 Balun
- LDG RBA 1:1 Balun
- (2) MFJ HAM sticks 20M
- (2) MFJ HAM sticks 40M
- (2) Mirror/Pipe Antenna Mounts
- MFJ Double T Pipe Mount

Condition: Excellent Price: \$850 - **NOW REDUCED to \$750**

Contact Kevin (KD6UTC) kevin.deadwylier@gmail.com



May 2024



May 2024

From Glenn WA6GNB

GrandStream # 1620/1625 telephone for sale. New – still in the original box. Compatible with our MESH system. \$30.00 Contact Glen at gmb.2112@yahoo.com

From Sergey KT4UFA - ut4ufa@gmail.com

AC-DC switching power supply.

Input 115V AC 50-60Hz

Output 12V DC 5.4 Amps

It has small trimer to fine adjust output voltage

Dimensions: 7.5*5*2.5

Free, self pickup.



May 2024


Frequency counter, Datascan C1400

Sensitivity 50 mVpp

The input BNC connectors are a little bit rusty, need cleaning up.
Internal battery is dead, was removed, and needs replacement.

To power up the device, on the back side present a connector for external power supply.
I made calibration, but the frequency counter is equipped with simple crystal quartz, so accuracy and stability is not so good.

Free, self pickup.



May 2024


Frequency counter - Gold Star FC-2130U

1.3 GHz

3 input ports. Coupling, Attenuation, Filtering.

Mathematical function.

\$60



Universal, programmable, multi chemistry battery charger:

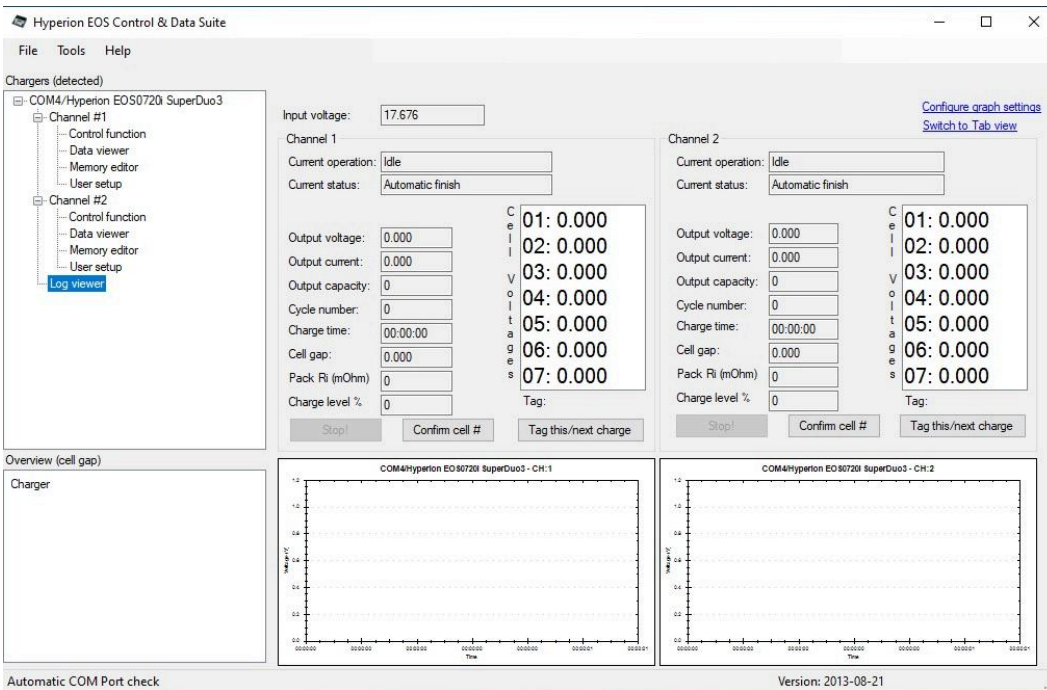
Hyperion EOS 720i Super DUO 3

+ Various cables set.

+ PC control and monitor software.

Power supply: eFuel 30A 540W

\$150



May 2024

Simi Settlers' Amateur Radio Club Web Page: <http://www.simisetters.org/index.htm>
 Simi Settlers' ARC Yahoo Group: <http://groups.yahoo.com/group/SimiSettlersARC>
 Mail: P.O. Box 2125 Simi Valley, CA 93062-2125

Simi Settlers' Leadership				
President	Brian Hernandez	KM6MIN	(805) 813-7595 cell	km6min_bh@yahoo.com
Vice President	VACANT			
Secretary	Ron Nelson	K6RIN		rnelson759@sbcglobal.net
Treasurer	Matt Griffin	KN6SEC		mgriffi79@yahoo.com
Committee Chairpersons				
Webmaster	Matt Griffin	KN6SEC	(661) 361-5955 cell	mgriffi79@yahoo.com
Newsletter	Eric Oberg	KE6MLF	(805) 791-0745 cell	ericoberg1@gmail.com
Membership	Jim Parker	KJ6LXJ	(805) 368-6745 cell	kj6lxj@gmail.com
PIO	Donnie Williams	KJ6TTN	(818) 974-0020 cell	donniewilliams@gmail.com
Raffle Prizes	Matt Griffin	KN6SEC	(805) 433-4513 cell	mgriffi79@yahoo.com
Youth Coordinator	VACANT			
Historian	Mike Tweedy	KV6I	(805) 231-9683 cell	mtweedy@roadrunner.com
Net Coordinator	Brian Hernandez	KM6MIN	(805) 813-7595 cell	km6min_bh@yahoo.com
Food Services	Bill Everett	KI6KSV		ki6ksv@gmail.com
Room Coordinator	Linda Parker		(805) 558-1731 cell	kj6lxj@gmail.com
Elmers and Members at Large				
Past-President	Bill Woods	AB6BW	(818) 694-9019 cell	AB6BW1@gmail.com
Advisor	Bill Everett	KI6KSV		ki6ksv@gmail.com
Advisor Morse Code	John Percival	WI6O		johnspercival1@gmail.com
Advisor Mesh	Orv Beach	W6BI		orv.beach@gmail.com

Simi Settlers Amateur Radio Club

P.O. Box 2125 Simi Valley, Ca 93062-2125 --- (www.simisetters.org)

Membership Application



Type of Application:

New Member
Renewal

Type of Membership:

Individual (\$25/yr)
Family (\$30/yr)

Name: _____ Day & Month of Birth: _____
(Omit year)

Call: _____ Class: _____ ARRL: Yes No

Address: _____ City: _____ State: ___ Zip: _____

Phone: (____) _____ Alt. Phone: (____) _____

E-Mail Address: _____

Additional Family Members:

Name: _____ Day & Month of Birth: _____
(Omit year)

Call: _____ Class: _____ ARRL: Yes No

Name: _____ Day & Month of Birth: _____
(Omit year)

Call: _____ Class: _____ ARRL: Yes No

Name: _____ Day & Month of Birth: _____
(Omit year)

Call: _____ Class: _____ ARRL: Yes No

Badges requested: Yes No How many? _____ X \$18.00 = \$ _____

Name (s) Call(s): _____

Shirt Printing: Yes No How many? _____ X \$25.00 = \$ _____

Name (s) Call(s): _____ (Self Supplied Polo Shirt, no emblem or pocket)

Hats Requested: Yes No How many? _____ X \$20.00 = \$ _____

Name (s) Call(s): _____

OFFICE USE ONLY

Application type: New Renewal Membership type: Individual Family

Date Received: _____ Amount Received: _____ Database completed: _____

Badges and Shirts ordered: _____

May 2024